

Ask us about our trial subscription.  
For more information email  
[tracyingramdeluca@burton-taylor.com](mailto:tracyingramdeluca@burton-taylor.com)



[tpicap.com/burtontaylor/](http://tpicap.com/burtontaylor/)

# 1<sup>st</sup> Quarter 2024 Newsletter

Data-led solutions by TP ICAP





## Burton Taylor published new reports in the 1st Quarter:

- *Financial Market Data Kickoff Survey 2024*
- *Fixed Income Sales & Trading: How Electronification of The Markets Has Led to A Greater Demand for Market Data*
- *Cloud in Capital Markets: Sizing the Opportunity*
- *The New Business of Exchanges: The Evolution of Global Securities Exchanges as Data Providers*



## BURTON TAYLOR Published Research 1st Quarter 2024



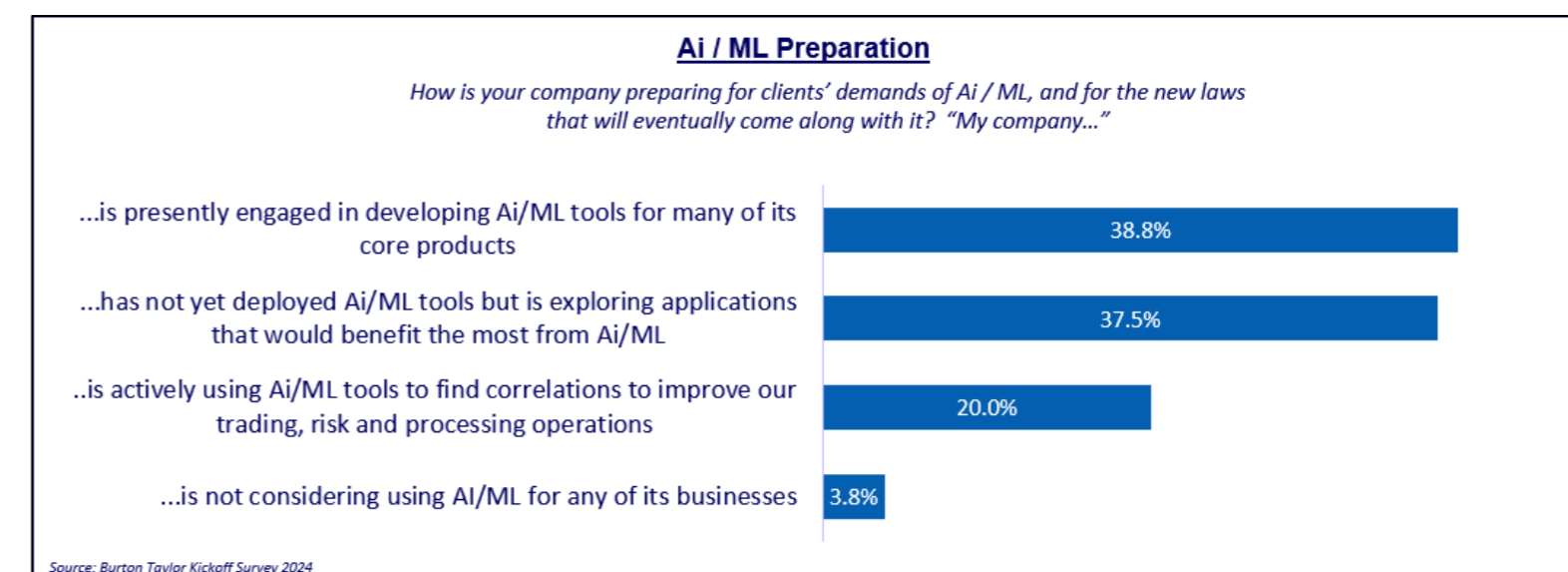
### January 2024

**Financial Market Data Kickoff Survey 2024:** *The industry's thoughts about data usage, growth estimates for 2023, projections for 2024, and the influence of advanced technology on the market data business*

#### **You Need to Buy This Report if you:**

- *Benefit from hearing the voice of the market on the current state of the data industry*
- *Value the industry's projections of the business areas and data products that will attract spending on market data*
- *Are interested in how the industry views Ai and cloud technologies are influencing how market data is sold, purchased, and used*

Report Includes:
• Industry views of spending on market data in 2023, and comparison to previous years
• Differences in spending on various types of data, from alternative data to desktop terminals
• Differing perceptions of challenges between financial institutions and data providers
• Ranking of the most important drivers of data usage in the next 24 months
• How companies are preparing for clients' demands of Ai / ML, and for the new laws that will eventually come along with it



Source: Burton Taylor Kickoff Survey 2024



# BURTON TAYLOR Published Research 1st Quarter 2024



## January 2024

### Fixed Income Sales & Trading: *How Electronification of The Markets Has Led to A Greater Demand for Market Data*

This Burton-Taylor Fixed Income Sales & Trading report offers industry insight and analysis and shows how the electronification of the markets has led to a greater demand for market data.

#### You Need to Buy This Report if you:

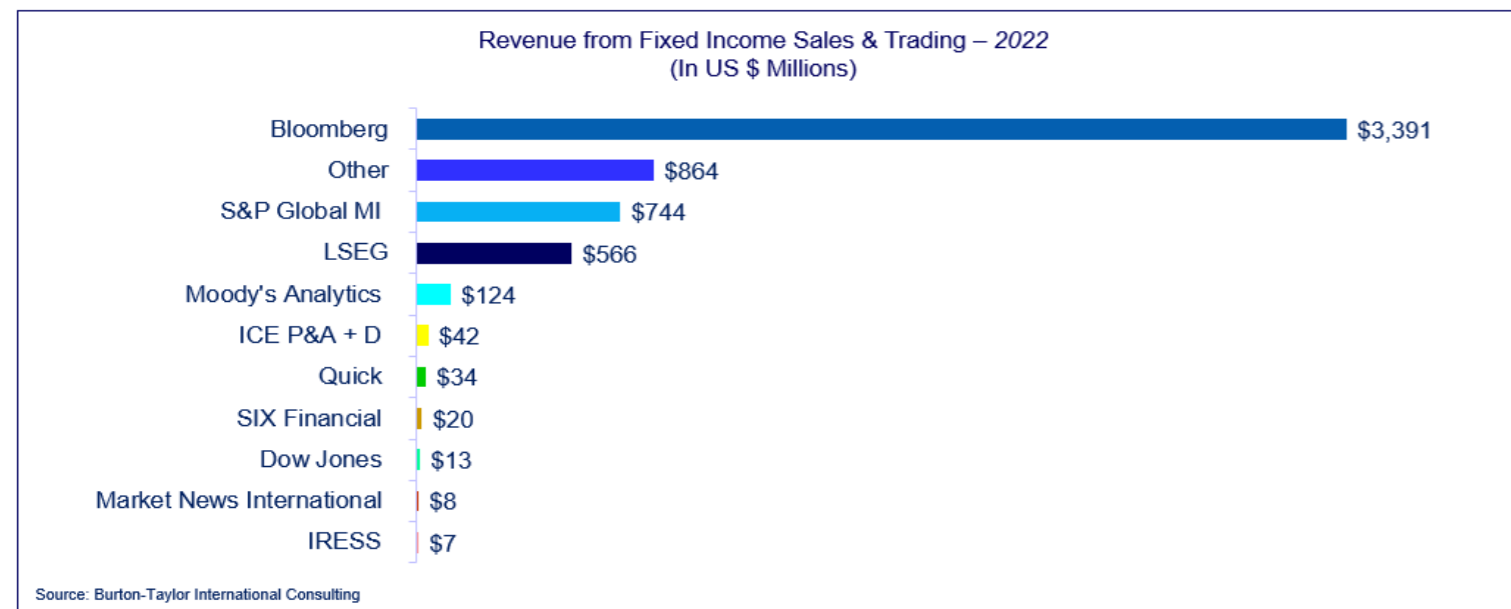
- Need to understand the size and segmentation of market data usage in the Fixed Income Sales & Trading business.
- Benefit from providers' market share of the fixed income sales and trading data segment
- Want to see the 13-yr correlation between data spending by fixed income sales and trading vs. total spending on market data
- Follow the competitive landscape of the leading data providers in this space

#### This report allows market data vendors or industry analysts to:

- Measure the penetration and growth of competitor services
- Evaluate the past success of company and competitor actions
- Isolate and target new and changing growth opportunities

#### This report allows market data users to:

- See the current, historical, regional, and global share leaders within the segments they operate
- Target a market-leading vendor appropriate to their needs



# BURTON TAYLOR Published Research 1st Quarter 2024



## February 2024

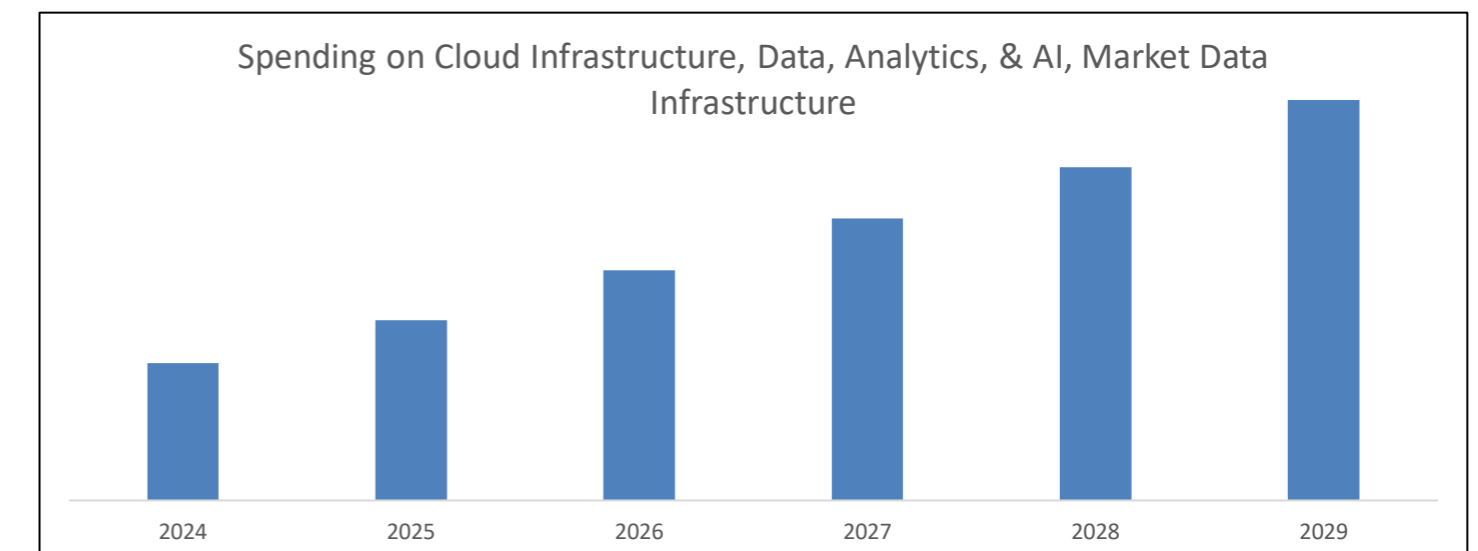
### Cloud in the Capital Markets: *Sizing the Opportunity*

This new report highlights the industry's thoughts about cloud usage, trends and growth from 2019 to 2024, projections for 2024 to 2029, and the influence of cloud on market data, data analytics, and advanced technology. It presents the industry's views on Cloud's position in the market data business and how it is transforming in this age of advanced technology.

#### You Need to Buy This Report if you:

- Need to measure the penetration and growth of competitor services
- Isolate and target new and changing growth opportunities
- Determine leading current, historical, regional and global share leaders within the segments they operate

Report Content
• Cloud growth and demand drivers with Burton Taylor's proprietary market sizing model, estimating size from 2019 - 2029
• Expansion of cloud-based data and analytics across three major segments of the business: Buy-Side, Sell-Side, and Exchange
• How advanced technology will change the way data is leveraged across the capital markets, using data as the foundation for the exploding AI / ML capabilities.
• Presentation of the value of the cloud from storage to infrastructure to delivery.
• Understand the vast differences in the approaches of different types of firms toward the development of their cloud leverage





# BURTON TAYLOR'S Published Research 1st Quarter 2024

## March 2024

### The New Business of Exchanges: *The Evolution of Global Securities Exchanges as Data Providers*

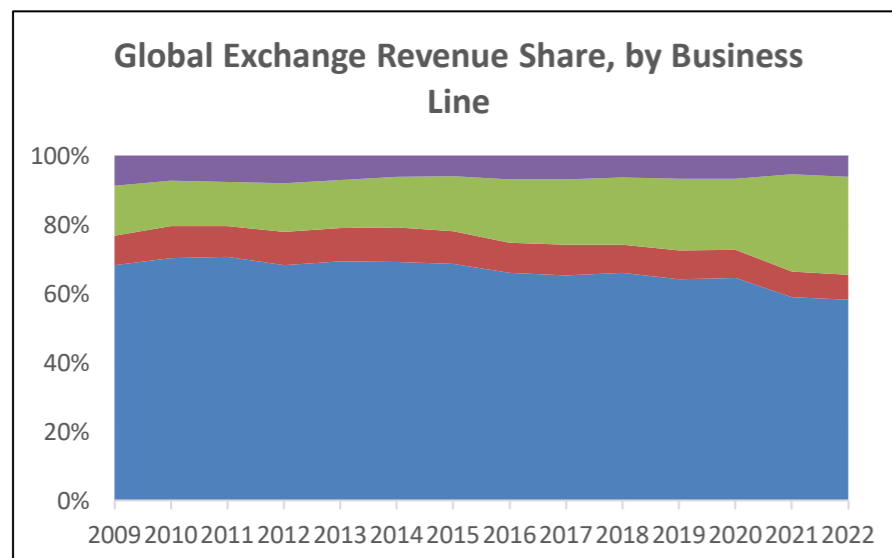
The last 15 years have seen a dramatic change in the business of securities exchanges, transforming from a central market for capital formation to one increasingly driven by data and technology. This report provides data illustrating the dramatic shift in the revenue-generating business lines of global exchanges and what it means to the business.

#### Report Includes:

- The evolution of exchanges' move from simple trading markets to data & technology providers
- The change in the revenue breakdown for global exchanges over the past 15 years
- How the shift in their business lines influenced the market capitalization of global exchanges
- How cloud solutions have accelerated exchanges' focus on data and technology

#### Sample Findings:

- Over the past eight years, the shift in their revenue composition has helped to increase the largest exchanges' value by 15% annually
- Exchanges' data and analytics business (aka "Information Services") has experienced nearly 15% growth annually since 2009, far outstripping the growth of the resellers of market data
- Since 2012, exchanges' share of revenue from their formerly core businesses of trading and listing has dropped from 80% to 66% of total revenue



# BURTON TAYLOR'S Upcoming Research 2<sup>nd</sup> Quarter 2024

## 2<sup>nd</sup> Quarter 2024

### Exchange Global Share & Segment Sizing 2024

*In 2023, global Exchange industry revenue reached \$58.9 billion for the first time, increasing 9.7% on the year, as exchanges were able to offset stagnant trading and clearing revenues by expanding their service to data, analytics, and technology offerings.*

### Financial Market Data/Analysis: Global Share & Segment Sizing 2024

*2023 continued financial institutions' growth of spending for market data, increasing 12.4% to a record \$42.0 billion, as their reliance on data spread across all areas of their business. This report looks at the market data industry and shows company highlights from 2023.*

### Index Industry Global Share & Segment Sizing 2024 (Annual Benchmark Study)

*The 2023 annual benchmark report includes a comprehensive analysis containing five years of index provider market share on a global basis. The report allows index providers and industry analysts to understand competitive positioning within individual revenue and index segments clearly*

### Commodities & Energy Data: Global Share & Sizing in

*The report breaks down the market for data serving the Commodities and Energy business. This segment, dominated by a limited group of providers, nonetheless represents an important part of the growing use of data and analytics.*

### Financial Market Data/Analysis Global Share & Segment Sizing 2024: Product Types


*This report provides a comprehensive analysis of the Financial Market Data/Analysis industry segmented by product type, breaking down the trends and projections for each product, including Real-Time & Trading Data, Pricing, Reference & Valuation Data, Portfolio Management & Analytics, Research, and News.*





# Burton-Taylor

INTERNATIONAL CONSULTING





Ask us about our trial subscription.  
For more information email  
[tracyingramdeluca@burton-taylor.com](mailto:tracyingramdeluca@burton-taylor.com)



[tpicap.com/burtontaylor/](http://tpicap.com/burtontaylor/)

# 4<sup>th</sup> Quarter 2023 Newsletter

Data-led solutions by TP ICAP

