



TP ICAP plc

Online Shareholders' Guide - AGM 2020

This year we will be conducting a hybrid AGM, giving you the opportunity to attend the AGM online, using your smartphone, tablet or computer.

If you choose to participate online you will be able to view a live webcast of the meeting, ask the Board questions and submit your votes in real time. You will need to either:

- Download the Lumi AGM App from the Apple App or Google Play Stores by searching for Lumi AGM, or
- Visit <https://web.lumiagm.com/> on your smartphone, tablet or computer. You will need the latest versions of Chrome, Safari, Internet Explorer 11, Edge and Firefox. Please ensure your browser is compatible.

Meeting ID: 104-620-446

To login you must have your Login ID and PIN printed on your
Form of Proxy

Access

Once you have either downloaded the Lumi AGM App or entered web.lumiagm.com/ into your web browser, you'll be prompted to enter the Meeting ID as above.

You will then be required to click 'I have a login' and enter your:

- Login ID; and
- PIN.


You will be able to log into the site on 13 May 2020 at 1.45 p.m.


To enter as a shareholder, select '**I have a login**' and enter your Login ID and PIN. If you are a visitor, select '**I am a guest**'

As a guest, you will be prompted to complete all the relevant fields including; title, first name, last name and email address.

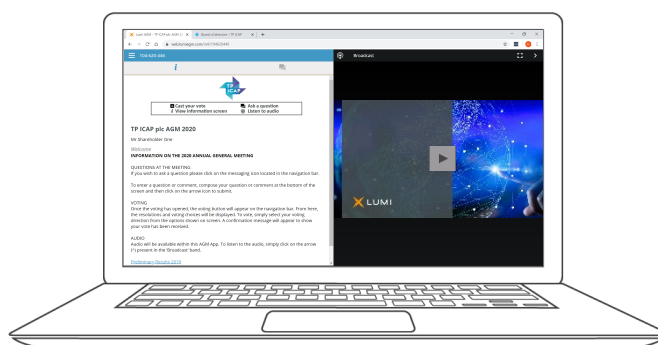
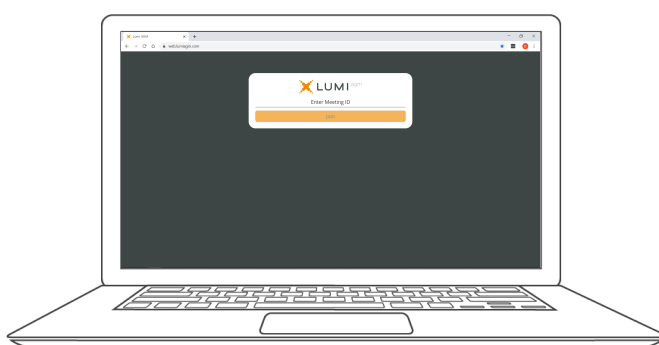
Please note, visitors will not be able to ask questions or vote at the meeting.

Audiocast

When successfully authenticated, the info screen  will be displayed. You can view company information, ask questions and listen to the audiocast.

If you would like to listen to the audiocast press the broadcast icon  at the bottom of the screen.

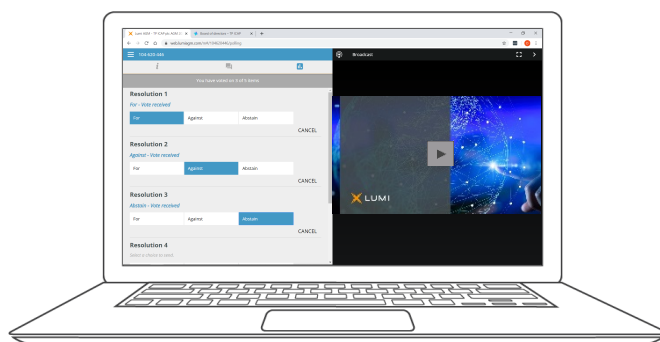
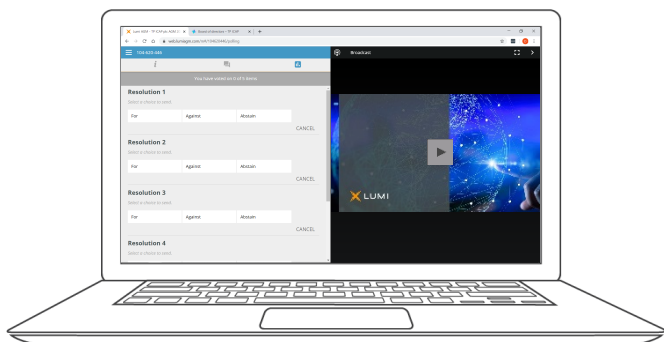
If viewing on a computer, the broadcast will appear at the side automatically once the meeting has started.




The Chairman will open voting on all resolutions at the start of the meeting. Once the voting has opened, the polling icon  will appear on the navigation bar at the bottom of the screen.

To vote, simply select your voting direction from the options shown on screen. A confirmation message will appear to show your vote has been received.

Once the Chairman has opened voting, voting can be performed at any time during the meeting until the Chairman closes the voting on the resolutions. At that point your last choice will be submitted. You will still be able to send messages and view the webcast whilst the poll is open.



Any shareholder or appointed proxy attending the meeting is eligible to ask questions.

If you would like to ask a question, select the messaging icon 

Type your message within the chat box at the bottom of the messaging screen.

Once you are happy with your message click the send button.

Links are present on the info screen. When you click on a link, the selected document will open in your browser.

Data usage for streaming the annual shareholders' meeting or downloading documents via the AGM platform varies depending on individual use, the specific device being used for streaming or download (Android, iPhone, etc) and the network connection (3G, 4G).

